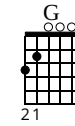
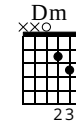
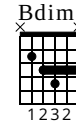
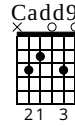
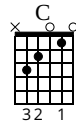
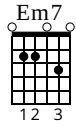
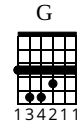
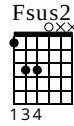
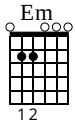


Himno a la Alegría



Lead
Standard tuning

Rhythm Guitar
Standard tuning

Electric Bass
Standard tuning

♩ = 120

L

R-Gt

E-Bass

Drums

5 6 7 8

L

TAB

2 5 3 5 | 2 3 1 3 | 5 5 3 | 5 2

R-Gt

Em Fsus2 G Em7 C Cadd9 Em

TAB

0 0 0 0 0 0 0 | 0 3 4 5 2 2 0 | 3 3 4 5 2 2 0 | 1 0 2 3 0 2 3 | 0 3 0 2 3 0 0 | 0 0 0 0 0 0 0 | 0 0 0 0 0 0 0

E-Bass

TAB

0 0 0 1 3 | 3 3 1 0 3 | 1 1 1 3 0 | 3 1

Drums

9 10 11 12

L

T
A
B

2 2 3 5 | 5 5 3 | 5 5 3 | 5 5 3

R-Gt

Bdim Cadd9 Dm Cadd9 Dm Cadd9 Dm G

T
A
B

3 4 3 2 | 0 3 2 3 | 1 3 3 0 | 0 3 3 3 | 1 3 3 0 | 0 3 3 3 | 1 3 3 0 | 3 0 2 3

E-Bass

T
A
B

3 0 1 3 0 1 3 0 1 3 0 3 1 3 3

Drums

Detailed description: This page contains musical notation for measures 9 through 12. It is organized into four systems. The first system is for the Left Hand (L) guitar, showing a treble clef staff with a melodic line and a TAB staff with fret numbers: 2 2 3 5 | 5 5 3 | 5 5 3 | 5 5 3. The second system is for the Right Hand (R-Gt) guitar, showing a treble clef staff with chord diagrams for Bdim, Cadd9, Dm, Cadd9, Dm, Cadd9, Dm, and G, and a TAB staff with fret numbers: 3 4 3 2 | 0 3 2 3 | 1 3 3 0 | 0 3 3 3 | 1 3 3 0 | 0 3 3 3 | 1 3 3 0 | 3 0 2 3. The third system is for the E-Bass, showing a bass clef staff with a melodic line and a TAB staff with fret numbers: 3 0 1 3 0 1 3 0 1 3 0 3 1 3 3. The fourth system is for Drums, showing a drum set notation with various patterns of notes and rests.

13 14 15 16

L

TAB

2 5 3 5 | 2 3 1 3 | 5 5 3 | 5 2

R-Gt

Em Fsus2 G Em7 C Cadd9 Em

TAB

0 0 0 0 0 0 0 | 0 3 4 5 2 2 0 | 3 3 4 5 2 2 0 | 1 0 2 3 0 2 3 | 0 0 2 3 0 2 3 | 0 0 2 3 0 2 3 | 0 0 2 3 0 2 3

E-Bass

TAB

0 0 0 | 1 3 | 3 3 1 | 0 3 | 1 1 1 | 3 0 | 3 1

Drums